

Editing notes...

The files online are in the WordPerfect format. If you use MS Word, that program will convert the file after you download it.

Very important notes:

1. You must first download the ZIP file containing the Font files. Unzip it and copy/paste those files into your Windows/Font location. Without these files, when you open the word processing file of any lesson or even these editing notes (see below the tables showing all the symbols), it will contain a lot of garbage characters.
2. While editing, you must proceed very carefully when deleting or modifying the files. The letters are in one DSRV Font and the symbols are contained in three other DSRV Fonts. The word processor has no problem with that, however, if you delete the change of Font codes, you will see strange characters that appear!
3. Watch your Font box as you edit these files.
 - a. Font: 0-DSRV-WP1 is the main Font that contains the most used sign symbols.
 - b. Font: 0-DSRV-WP2 is the second Font that also contains many of the sign symbols.
 - c. Font: 0-DSRV-WPG is the third Font that contains the God sign symbols.
 - d. Font: 0-DSRV-WP-MISC is the Font that contains the Indexes and other miscellaneous sign symbols.
4. Why are there so many Font files? The Word Processor Character files have a limited number of characters that show when you insert a character. Additionally, every word processor program arrange the characters in their Font files in a different order. Because of this problem and these Font files will look jumbled in all processor programs except WordPerfect, we have included below a table that will show in order in all word processor programs and, instead of using the Insert a character feature, you can copy the character you want from the tables below and paste it into your document.
5. Note that you can simply type and all the standard key board characters are the same in all the Fonts listed above. You can insert a character by using the Insert a Character from the installed Font and/or find that character and simply insert it at that point. A second method is on the second page of these instructions. Those pages show all the Font symbols as they would appear in the WordPerfect Insert a Font from the Current Font Symbol list. You can carefully highlight the symbol you want, copy and paste it into your document. Again, you have to first install the DSRV Fonts!
6. When you are editing a file, you can highlight the whole file and change the **SIZE of the Font**, but you can't change the Font itself for the whole file!! Changing the Font for the whole file will cause many symbols to change and become errors in directions, etc. This is helpful when you want to print a large print copy to use for notes when signing the document. **You can change FONT SIZE but not the FONT itself in your file!**
7. Meanings of the abbreviations used in the file names. The meanings are printed on the next page so you understand the abbreviations as they appear under the symbols in the tables below.

RT = RIGHT
LT = LEFT
FT = FRONT
RF = RIGHT FRONT
LF = LEFT FRONT
RB = RIGHT BACK

BK = BACK, BEHIND SIGNER
LB = LEFT BACK
DR = DOWN RIGHT
DL = DOWN LEFT
DF = DOWN FRONT
PL = PLURAL

TO = ONE DIRECTION TO ANOTHER
ME = SIGNER

GOD = GOD

NOTE: \triangle GOD IS SIGNED UP TO THE RIGHT,
IN THE MIDDLE OF THE GOD \triangle

FAT = FATHER

NOTE: THE \triangle FATHER IS SIGNED UP TO THE RIGHT,
THE RIGHT HAND IS AT THE \triangle ANGLE OF THE GOD \triangle

SON = SON

NOTE: THE \triangle SON IS SIGNED UP TO THE RIGHT,
THE LEFT HAND AT THE \triangle ANGLE OF THE GOD \triangle

HS = HOLY SPIRIT

NOTE: THE \triangle SPIRIT IS SIGNED UP TO THE RIGHT,
THE SIGN IS OVER AT THE \triangle ANGLE OF THE GOD \triangle

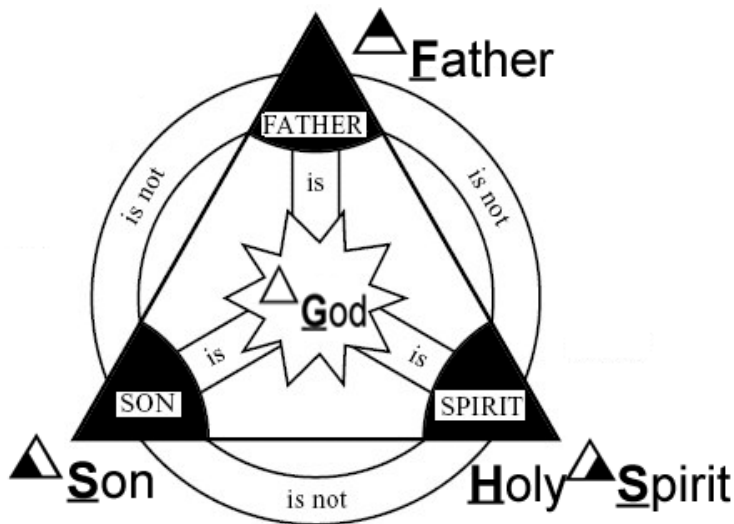


TABLE 1: FONT: WORD PERFECT 0-DSRV-WP1, 0-DSRV-WP1, 0-DSRV-WP1, 0-DSRV-WP1
STANDARD KEYBOARD CHARACTERS IN ALL DSRV FONTS!

	!	"	#	\$	%	&	'	()	*	+	,	-	—	/	0	1	2	3	4	5	6	7	8	9	:	;	<	=	<	@
A	B	C	D	E	F	G	H	I	J	K	L	M	N	O	P	Q	R	S	T	U	V	W	X	Y	Z	[\]	^	_	`
A	B	C	D	E	F	G	H	I	J	K	L	M	N	O	P	Q	R	S	T	U	V	W	X	Y	Z	{		}	~		

TABLE 2: FONT: WORD PERFECT 0-DSRV-WP1 (CAREFULLY COPY JUST THE SYMBOL)
(NOTE ALL TABLE 1 CHARACTERS ABOVE ARE THE SAME IN THIS FONT TOO)

	“	”		↑								
REPEAT	QUOTE.1	QUOTE.2	FRONT	FT	PL.FT	ME-TO.FT	ME-TO-PL.FT	FT-TO.ME	FT-TO.RB	FT-TO.RT	FT-TO-PL.RT	FT-TO.RF
												→
FT-TO-PL.RF	FT-TO.LF	FT-TO-PL.LF	FT-TO.LT	FT-TO-PL.LT	FT-TO.LB	FT-TO.DL	FT-TO.DR	FT-TO-PL.DR	FT-TO-PL.DL	FT-TO-RF-FT	RIGHT	RT
PL.RT	ME-TO.RT	ME-TO-PL.RT	RT-TO.ME	RT-TO.BK	RT-TO.RB	RT-TO.RF	RT-TO-PL.RF	RT-TO-FT	RT-TO-PL-FT	RT-TO-FL	RT-TO-PL-FL	RT-TO.LT
RT-TO-PL.LT	RT-TO.DF	RT-TO.DL	RT-TO-RF-FT	LEFT	LT	PL.LT	ME-TO.LT	ME-TO-PL.LT	LT-TO.ME	LT-TO-RT	LT-TO.RF	LT-TO-FT
LT-TO-PL-FT	LT-TO.LF	LT-TO.LB	LT-TO.DF	LT-TO-PL-DF	RIGHT FRONT	RF	PL.RF	ME-TO.RF	RF-TO.ME	RF-TO.RB	RF-TO-RT	RF-TO-FT
RF-TO-PL-FT	RF-TO.LF	RF-TO-PL.LF	RF-TO.LT	RF-TO.DF	RF-TO.DR	LEFT FRONT	LF	PL.LF	ME-TO.LF	ME-TO-PL.LF	LF-TO.ME	LF-TO-RT
												↓
LF-TO-PL-RT	LF-TO.RF	LF-TO-PL.RF	LF-TO-FT	LF-TO-PL-FT	LF-TO.LT	LF-TO-PL.LT	LF-TO.LB	LF-TO-DR	LF-TO-DF	LF-TO-DT	RIGHT BACK	RB
PL.RB	ME-TO.RB	ME-TO-PL.RB	RB-TO.ME	RB-TO-RT	RB-TO.RF	RB-TO-FT	RB-TO.LF	ME-TO.RB REPEATED	LEFT BACK	LB	PL-LB	ME-TO.LB
ME-TO-PL.LB	LB-TO.ME	LB-TO-FT	LB-TO.LF	LB-TO.LT								

TABLE 3: FONT: WORD PERFECT 0-DSRV-WP2 (CAREFULLY COPY JUST THE SYMBOL)
 (NOTE ALL TABLE 1 CHARACTERS ABOVE ARE THE SAME IN THIS FONT TOO)



































 DF DOWN FRONT	↑ DF	 PL.DF	 ME-TO.DF	 ME-TO-PL.DF	 DF-TO.ME	 DF-TO.RT	 DF-TO-PL.RT	 DF-TO.LF	 DF-TO-PL.LF	 DF-TO.LT	 DR DOWN RIGHT	⇒ DR
 PL.DR	 ME-TO.DR	 ME-TO-PL.DR	 DR-TO.ME	 DR-TO.FT	 DR-TO-PL.FT	 DR-TO.LF	 DR-TO-PL.LF	 DR-TO-PL.DL	 DR-TO.DF	 DR-TO-PL.DF	 DL DOWN LEFT	⇐ DL
 PL-DL	 ME-TO.DL	 ME-TO-PL.DL	 DL-TO.ME	 DL-TO.RT	 DL-TO.RF	 DL-TO-PL.RF	 DL-TO.FT	 DL-TO.LF	 DL-TO.LB	 DL-TO-DF		

TABLE 4: FONT: WORD PERFECT 0-DSRV-WPG (GOD) (CAREFULLY COPY JUST THE SYMBOL)
 (NOTE ALL TABLE 1 CHARACTERS ABOVE ARE THE SAME IN THIS FONT TOO)











































































































































 GOD GOD	△ GOD	 INDEX.GOD	 GODTO.ME	 ME-TO.GOD	 RB-TO.GOD	 GODTO.RT	 GODTO-PL.RT	 RT-TO.GOD	 GODTO.DR	 GODTO-PL.DR	 GODTO.RF	 GODTO-PL.RF
 RF-TO.GOD	 GODTO.FT	 GODTO-PL.FT	 FT-TO.GOD	 GODTO.DF	 GODTO-PL.DF	 GODTO.LF	 GODTO-PL.LF	 LF-TO.GOD	 GODTO.LT	 GODTO-PL.LT	 LT-TO.GOD	 GODTO.DL
 GODTO-PL.DL	 DL-TO.GOD	 FATHER FATHER	△ FATHER	 INDEX.FAT	 FATTO.ME	 ME-TO.FAT	 FATTO.RT	 FATTO-PL.RT	 RT-TO.FAT	 FATTO.DR	 FATTO-PL.DR	 FATTO.RF
 FATTO-PL.RF	 RF-TO.FAT	 FATTO.FT	 FATTO-PL.FT	 FT-TO.FAT	 FATTO.DF	 FATTO-PL.DF	 FATTO.LF	 FATTO-PL.LF	 FATTO.LT	 FATTO-PL.LT	 FATTO.DL	 FATTO-PL.DL
 SON SON	△ SON	 INDEX.SON	 SONTO.ME	 ME-TO.SON	 SONTO.RT	 SONTO-PL.RT	 RT-TO.SON	 SONTO.DR	 SONTO-PL.DR	 SONTO.RF	 SONTO-PL.RF	 RF-TO.SON
 SONTO.FT	 SONTO-PL.FT	 FT-TO.SON	 SONTO.DF	 SONTO-PL.DF	 SONTO.LF	 SONTO-PL.LF	 LF-TO.SON	 SONTO.LT	 SONTO-PL.LT	 SONTO.DL	 SONTO-PL.DL	 HOLY SPIRIT HOLY SPIRIT
△ SPIRIT	 INDEX.HS	 HSTO.ME	 ME-TO.HS	 HSTO.RT	 HSTO-PL.RT	 RT-TO.HS	 HSTO.DR	 HSTO-PL.DR	 HSTO.RF	 HSTO-PL.RF	 HSTO.FT	 HSTO-PL.FT
 FT-TO.HS	 HSTO.DF	 HSTO-PL.DF	 HSTO-PL.LF	 HSTO.LF	 HSTO.LT	 HSTO-PL.LT	 LT-TO.HS	 HSTO.DL	 HSTO-PL.DL			

TABLE 5: FONT: WORD PERFECT 0-DSRV-MISC (CAREFULLY COPY JUST THE SYMBOL)
 (NOTE ALL TABLE 1 CHARACTERS ABOVE ARE THE SAME IN THIS FONT TOO)

												
INDEX-PL.RT	INDEX-PL.RB	INDEX.DL	INDEX.DF	INDEX.DR	INDEX-PL.DL	INDEX-PL.DF	INDEX-PL.DR	INDEX-LF.&RF	INDEXES.DN	INDEXES	FACE	FACE.LT
					WHY WIGGLE	HOW WIGGLE	LIKE WIGGLE	SAME WIGGLE	MIND WIGGLE	THINK WIGGLE	KNOW WIGGLE	SEEM WIGGLE
FACE.LF	FACE.FT	FACE.RF	FACE.RT	WIGGLES	WHY WIGGLE	HOW WIGGLE	LIKE WIGGLE	SAME WIGGLE	MIND WIGGLE	THINK WIGGLE	KNOW WIGGLE	SEEM WIGGLE
												
YES WIGGLE	ME WIGGLE	EAR WIGGLE	EYE WIGGLE	NONE WIGGLE	YOU-2 WIGGLE	MISC	SELF.LF	SELF.LF	TOPIC	TOPIC.CON	TOPIC.END	FACE.Q
												
FACE.!	YES	NO	ER.1	ER.2	ARROWS	SELF.FT	SELF.RF	GOD.TRI	SIGNER			